

BALAJI PHOSPHATES LIMITED

CIN: U24123MP1996PLC067394

(Formerly known as BALAJI PHOSPHATES PRIVATE LIMITED – CIN:
U24123MP1996PTC067394)

REGD. OFFICE: 305 UTSAV AVENUE, 12/5 USHA GANJ JAORA COMPOUND,
INDORE G.P.O.,INDORE, MADHYA PRADESH, INDIA, 452001

(Previously Situated At Shop No.6, Ayodhya Das Trade Center Vijay Chowk, Gorakhpur UP
273001 IN)

EMAIL ID: balajiphosphate@gmail.com

CONTACT NO:8349990244

BPL/NSE/2024-25

31st March, 2025

To,
National Stock Exchange of India Ltd.,
Exchange Plaza, C-1, Block G,
Bandra Kurla Complex,
Bandra (E)
Mumbai – 400 051

SYMBOL: BALAJIPHOS

Sub: Submission of Unaudited Standalone and Consolidated Financial Results along with the Limited Review report for the Half year ended 30th September, 2024 of the Company as per regulation 33(3) (d) of SEBI (LODR) Regulations, 2015.

Dear Sir,

This is in continuation of our letter No. BPL/NSE/2024-25 dated 24th March, 2025 regarding intimation of Board meeting which was originally proposed to be held on Thursday, 27th March, 2025 and further postponed and rescheduled and held on Monday, 31st March, 2025 3:00 P.M. and concluded at 7:00 P.M. for Consideration of the Unaudited Standalone and Consolidated Financial Results for the Half year ended on 30th September, 2024.

Further pursuant to Regulation 33(3) (d) of SEBI (LODR) Regulations, 2015, we are pleased to submit the Unaudited Standalone and Consolidated Financial Results along with the Limited Review report thereon by statutory Auditors for the Half year ended on 30th September, 2024 in the PDF format which was considered and approved by the Audit Committee and the board of directors of the company at their respective meeting held on Monday, 31st March, 2025.

We are also in the process to file the aforesaid financial results in the XBRL form within the stipulated time of 24 Hours from the conclusion of the board meeting and also being hosted at the website of the company <https://www.balajiphosphates.com>.

The Unaudited Standalone and consolidated Financial Results will also be published in widely circulated English Newspaper and Hindi (Vernacular) in the prescribed format for the purpose.

You are requested to please take on record the aforesaid Financial Results along with the Auditor's Report for your record and reference.

Thanking you.

Yours faithfully

For, BALAJI PHOSPHATES LIMITED



MOHIT AIREN
MANAGING DIRECTOR
DIN:00326470



Bagaria & Co LLP
Chartered Accountants
701 Stanford, S V Road,
Andheri West, Mumbai – 400 058
Maharashtra, India.

Mishra Rajiv Kamal & Associates
Chartered Accountants
221 B, City Centre 570,
MG Road, Indore- 452001,
Madhya Pradesh, India.

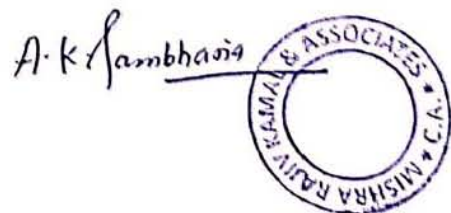
INDEPENDENT AUDITOR'S REVIEW REPORT

To the Board of Directors
Balaji Phosphates Limited

1. We have reviewed the accompanying statement of unaudited standalone financial results of Balaji Phosphates Limited ("the Company") for the half year ended September 30, 2024 ('the statement') attached herewith, being submitted by the Company pursuant to the requirements of Regulation 33 of the SEBI (Listing, Obligations and Disclosure requirements) Regulations, 2015 as amended.

This Statement, which is the responsibility of the Company's Management and approved by the Company's Board of Directors, has been prepared in accordance with the recognition and measurement principles laid down in Indian Accounting Standard 34 "Interim Financial Reporting" (IND AS "34"), prescribed under Section 133 of the Companies Act, 2013, and other accounting principles generally accepted in India. Our responsibility is to express a conclusion on the Statement based on our review.

2. We conducted our review in accordance with the Standard on Review Engagement (SRE) 2410, "Review of Interim Financial Information Performed by the Independent Auditor of the Entity" issued by the Institute of Chartered Accountants of India. This standard requires that we plan and perform the review to obtain moderate assurance as to whether the financial statements are free of material misstatement. A review of interim financial information consists of making inquiries, primarily of persons responsible for financial and accounting matters, and applying analytical and other review procedures. A review is substantially less in scope than an audit conducted in accordance with Standards on Auditing and consequently does not enable us to obtain assurance that we would become aware of all significant matters that might be identified in an audit. Accordingly, we do not express an audit opinion.
3. Based on our review conducted as above, nothing has come to our attention that causes us to believe that the accompanying statement of unaudited financial results prepared in accordance with applicable Indian Accounting Standards (IND AS) and other recognized accounting practices and policies, has not disclosed the information required to be disclosed in terms of Regulation 33 of the SEBI (Listing Obligations and Disclosure Requirements) Regulations, 2015, read with circular issued from time to time, including the manner in which it is to be disclosed, or that it contains any material misstatement.



Other Matters

4. The comparative interim financial information for the period ended September 30, 2023, included in these interim results have not been subjected to any audit or review and have been solely based on information approved by the management.
5. The Statement includes the results for the half year ended March 31, 2024 being the balancing figure between audited figures in respect of the full financial year ended March 31, 2024 and unaudited figures of half year ended on September 30, 2023 as approved by management.

Our opinion on the Statement is not modified in respect of this matter.

For Bagaria & Co LLP
Chartered Accountants
FRN: 113447W / W-100019



Vinay Somani
Partner
Membership No.: 143503
UDIN: 25143503BMIBMC4135
Place: Mumbai
Date: March 31, 2025

For Mishra Rajiv Kamal & Associates
Chartered Accountants
FRN.: 006752C



Akshaya Kumar Sambharia
Partner
Membership No.: 071628
UDIN: 25071628BMMKJK4365
Place: Indore
Date: March 31, 2025

BALAJI PHOSPHATES LIMITED
(Formerly known as Balaji Phosphates Private Limited)
Statement of Unaudited Standalone Assets and Liabilities as at September 30, 2024
CIN:U24123MP1996PLC067394

(Amounts in Lakhs)

Particulars	As at September 30, 2024 (Unaudited)	As at March 31, 2024 (Audited)
I ASSETS		
Non-current assets		
Property, Plant and Equipment	590.74	589.51
Financial Assets		
Investments	790.12	790.12
Other Non-current Assets	37.80	37.80
Total Non current assets	1,418.66	1,417.43
Current assets		
Inventories	2,471.80	2,797.88
Financial Assets		
Trade Receivables	3,774.11	2,844.09
Cash and Cash Equivalents	7.00	6.92
Other Balances with Banks	152.70	145.90
Loans	273.35	643.32
Other Financial Assets	205.29	210.93
Other Current Assets	339.15	226.64
Total current assets	7,223.40	6,875.68
TOTAL ASSETS	8,642.06	8,293.11
II EQUITY AND LIABILITIES		
Equity		
Equity Share Capital	1,783.71	1,783.71
Other Equity	1,975.58	1,566.84
Total Equity	3,759.29	3,350.55
Liabilities		
Non-current liabilities		
Financial Liabilities		
Borrowings	581.41	677.06
Provisions	3.21	3.13
Deferred Tax Liabilities (Net)	14.19	19.34
Total Non current liabilities	598.81	699.53
Current liabilities		
Financial Liabilities		
Borrowings	2,825.29	2,594.04
Trade Payables		
-Total outstanding dues of micro enterprises and small enterprises	118.45	33.20
-Total outstanding dues of creditors other than micro enterprises and small enterprises	667.66	823.60
Other Financial Liabilities	24.93	16.33
Other Current Liabilities	303.11	393.16
Provisions	8.28	176.12
Current Tax Liabilities (Net)	336.24	206.58
Total current liabilities	4,283.96	4,243.03
Total liabilities	4,882.77	4,942.56
TOTAL EQUITY AND LIABILITIES	8,642.06	8,293.11

See accompanying notes to the financial results



BALAJI PHOSPHATES LIMITED
(Formerly known as Balaji Phosphates Private Limited)
Statement of Unaudited Standalone Financial Result for the Half Year Ended September 30, 2024
CIN:U24123MP1996PLC067394

(Amounts in Lakhs)

Sr. No.	Particulars	Half Year Ended	Half Year Ended	Half Year Ended	Year Ended
		Sep 30, 2024	March 31, 2024	Sep 30, 2023	Mar 31, 2024
		Unaudited	Unaudited	Unaudited	Audited
I	INCOME				
	Revenue from Operations	5,073.62	3,516.25	8,302.15	11,818.40
	Other Income	191.23	3.83	4.86	8.69
	TOTAL INCOME	5,264.85	3,520.08	8,307.01	11,827.09
II	EXPENSES				
	a. Cost of Materials Consumed	2,768.91	3,365.13	5,275.21	8,640.34
	b. Purchase of Traded Goods	-	0.00	0.00	0.00
	c. Changes In Inventories of Finished goods and Work in Progress	749.26	-1,224.38	1,203.51	-20.86
	d. Employees benefits expenses	130.88	81.75	63.29	145.04
	e. Finance Cost	163.95	154.23	142.26	296.50
	f. Depreciation and amortization expenses	42.73	41.31	40.57	81.88
	g. Other Expenses	872.95	1,054.83	905.37	1,960.19
	TOTAL EXPENSES	4,728.68	3,472.87	7,630.21	11,103.09
III	Profit / (Loss) before exceptional and extraordinary items and tax (I - II)	536.17	47.21	676.80	724.00
IV	Exceptional Items				
V	Profit/(Loss) before extraordinary items and tax (III - IV)	536.17	47.21	676.80	724.00
VI	Extraordinary Items				
VII	PROFIT BEFORE TAX (V - VI)	536.17	47.21	676.80	724.00
VIII	TAX EXPENSE				
	a. Current Tax	132.59	9.83	200.98	210.81
	b. Deferred Tax	-5.15	7.66	-14.55	(6.89)
	c. Excess/Short Provision of Earlier Year Tax				
	TOTAL TAX EXPENSE	127.44	17.49	186.43	203.92
IX	PROFIT AFTER TAX (VII - VIII)	408.73	29.72	490.37	520.08
X	OTHER COMPREHENSIVE INCOME (NET OF TAX)				
	Items that will not be reclassified to profit or loss				
	a. Gain/(Loss) on remeasurement of defined benefit plans	0.01	-0.15	-0.15	-0.30
	b. Equity Instruments through OCI				
	c. Income tax related to items that will not be reclassified to Profit and loss	0.00	0.04	0.04	0.07
	TOTAL OTHER COMPREHENSIVE INCOME (NET OF TAX)	0.01	(0.11)	(0.11)	(0.23)
XI	TOTAL COMPREHENSIVE INCOME FOR THE PERIOD (IX + X)	408.74	29.61	490.26	519.85
XII	EQUITY				
	Equity Share Capital	1783.71	1783.71	1783.71	1,783.71
	Other Equity	1975.58	1,968.56	1,537.25	1,566.84
XIII	EARNING PER SHARE - BASIC AND DILUTED (Not Annualised)				
	i) Basic (Rs.)	2.29	0.17	2.75	2.91
	ii) Diluted (Rs.)	2.29	0.17	2.75	2.91
	(Face value of Re. 10 each)				


See accompanying notes to the financial results




BALAJI PHOSPHATES LIMITED
(Formerly known as Balaji Phosphates Private Limited)
Statement of Unaudited Standalone Cash Flow for the Half year ended September 30, 2024
CIN:U24123MP1996PLC067394

Particulars	(Amounts in Lakhs)	
	Half Year ended September 30, 2024 (Unaudited)	Year ended March 31, 2024 (Audited)
A. Cash flow from operating activities		
Net Profit before tax	536.17	724.00
Adjustments to reconcile profit before tax to net cash flows:		
Depreciation and amortisation	42.73	81.88
Interest Expenses	163.95	296.50
Net unrealised foreign exchange loss/ (gain)	-	2.56
Liabilities no longer required written back	(144.25)	-
Provision for gratuity	0.59	0.84
Provision for Expected Credit Losses	9.39	2.03
Operating profit before working capital changes	608.58	1107.81
Working capital adjustments:		
Decrease/ (Increase) in other financial assets	375.61	-642.36
Decrease/ (Increase) in trade receivables	-939.41	-203.08
Decrease/ (Increase) in other current assets	-112.51	565.01
Decrease/ (Increase) in other Non Current Assets	0.00	-37.80
Decrease/ (Increase) in Inventories	470.32	1147.74
(Decrease)/ Increase in trade payables	-70.69	-917.16
(Decrease)/ Increase in Other financial liabilities	8.60	10.67
(Decrease)/ Increase in other current liabilities	-90.05	-1372.02
(Decrease)/ Increase in provisions	-168.33	174.72
(Decrease)/ Increase in provisions	82.12	(166.47)
Net income tax paid	-2.93	-213.35
Net cash generated from operating activities	79.19	-379.82
B. Cash flow from investing activities		
Purchase of property, plant and equipment	-43.95	-75.55
Proceeds from sale of property, plant and equipment	0.00	0.86
Net cash used for investing activities	(43.95)	(74.69)
C. Cash flow from financing activities		
Increase/ (Decrease) in Borrowings	135.59	706.50
Interest paid	(163.95)	-296.50
Net cash generated from financing activities	-28.36	410.00
Net increase/ (decrease) in cash or cash equivalents (A+B+C)	6.88	-44.51
Cash and cash equivalents at beginning of period / year	152.83	197.34
Cash and cash equivalents at end of period / year	159.71	152.83

See accompanying notes to the financial results



Bagaria & Co LLP
Chartered Accountants
701 Stanford, S V Road,
Andheri West, Mumbai – 400 058
Maharashtra, India.

Mishra Rajiv Kamal & Associates
Chartered Accountants
221 B, City Centre 570,
MG Road, Indore- 452001,
Madhya Pradesh, India.

INDEPENDENT AUDITOR'S REVIEW REPORT

To the Board of Directors
Balaji Phosphates Limited

1. We have reviewed the accompanying statement of unaudited consolidated financial results of Balaji Phosphates Limited ("the Holding Company") and its subsidiary (together referred to as "the Group") for the half year ended September 30, 2024 ('the statement') attached herewith, being submitted by the Holding Company pursuant to the requirements of Regulation 33 of the SEBI (Listing, Obligations and Disclosure requirements) Regulations, 2015 ('Listing regulations') as amended.

This Statement, which is the responsibility of the Parent's Management and approved by the Parent's Board of Directors, has been prepared in accordance with the recognition and measurement principles laid down in Indian Accounting Standard 34 "Interim Financial Reporting" (IND AS "34"), prescribed under Section 133 of the Companies Act, 2013, and other accounting principles generally accepted in India. Our responsibility is to express a conclusion on the Statement based on our review.

2. We conducted our review in accordance with the Standard on Review Engagements (SRE) 2410, "Review of Interim Financial Information Performed by the Independent Auditor of the Entity" issued by the Institute of Chartered Accountants of India. This Standard requires that we plan and perform the review to obtain moderate assurance as to whether the financial statements are free of material misstatement. A review of interim financial information consists of making inquiries, primarily of persons responsible for financial and accounting matters, and applying analytical and other review procedures. A review is substantially less in scope than an audit conducted in accordance with Standards on Auditing and consequently does not enable us to obtain assurance that we would become aware of all significant matters that might be identified in an audit. Accordingly, we do not express an audit opinion.
3. We are not required to perform procedures (as there is no significant material subsidiary which in aggregate represents at least eighty percent of each of the consolidated revenue, assets and profits) in accordance with the Circular issued by the Securities Exchange Board of India (SEBI) under Regulation 33(8) of the Listing Regulations.
4. The Statement includes the results of the following entities:
 - 1) Balaji Phosphates Limited - Holding Company
 - 2) Jyoti Weighing Systems Private Limited. - Subsidiary Company



5. Based on our review conducted as above, nothing has come to our attention that causes us to believe that the accompanying Statement of unaudited consolidated financial results, prepared in accordance with applicable Indian Accounting Standard (IND AS) and other recognized accounting practices and policies has not disclosed the information required to be disclosed in terms of Regulation 33 of the SEBI (Listing Obligations and Disclosure Requirements) Regulations, 2015, read with Circulars issued from time to time including the manner in which it is to be disclosed, or that it contains any material misstatement.
6. We did not review the interim financial results of a subsidiary included in the consolidated unaudited financial results, whose interim financial results reflect total assets of Rs. 883.15 Lakhs as at September 30, 2024, total revenues of Rs. 1,170.45 Lakhs and net profit and total comprehensive income of Rs. 25.56 Lakhs for the half year ended September 30, 2024, and net cash inflow of Rs. 7.69 Lakhs as at September 30, 2024 as considered in the consolidated unaudited financial results respectively. These interim financial results have been reviewed by other auditor whose review report have been furnished to us by the Holding Company's management and our conclusion on the Statement, in so far as it relates to the amounts and disclosures included in respect of these subsidiary, is based solely on the report of the other auditor.

Our conclusion is not modified in respect of this matter.

Other Matters

7. The comparative interim financial information for the period ended September 30, 2023, included in these interim results have not been subjected to any audit or review and have been solely based on information approved by the management.
8. The Statement includes the results for the half year ended March 31, 2024 being the balancing figure between audited figures in respect of the full financial year ended March 31, 2024 and unaudited figures of half year ended on September 30, 2023.

Our opinion on the Statement is not modified in respect of this matter.

For Bagaria & Co LLP
Chartered Accountants
FRN: 113447W / W-100019





Vinay Somani
Partner
Membership No.: 143503
UDIN: 25143503BMIBMD9022
Place: Mumbai
Date: March 31, 2025

For Mishra Rajiv Kamal & Associates
Chartered Accountants
FRN.: 006752C






Akshaya Kumar Sambharia
Partner
Membership No.: 071628
UDIN: 25071628BMMKJJ3307
Place: Indore
Date: March 31, 2025

BALAJI PHOSPHATES LIMITED
(Formerly known as Balaji Phosphates Private Limited)
Statement of Unaudited Consolidated Assets and Liabilities as at September 30, 2024
CIN:U24123MP1996PLC067394

(Amounts in Lakhs)

Particulars	As at September 30, 2024 (Unaudited)	As at March 31, 2024 (Audited)
I ASSETS		
Non-current assets		
Property, Plant and Equipment	622.74	622.95
Intangible Assets	539.18	539.18
Other Non-current Assets	37.80	37.80
Total Non current assets	1,199.72	1,199.93
Current assets		
Inventories	2,898.15	3,147.76
Financial Assets		
Trade Receivables	4,020.86	3,105.16
Cash and Cash Equivalents	16.27	19.05
Other Balances with Banks	211.04	203.35
Loans	235.35	643.32
Other Financial Assets	225.42	230.52
Other Current Assets	437.41	299.26
Total current assets	8,044.50	7,648.42
TOTAL ASSETS	9,244.22	8,848.35
II EQUITY AND LIABILITIES		
Equity		
Equity Share Capital	1,783.71	1,783.71
Other Equity	2,150.75	1,716.53
Non-controlling Interests	0.09	0.08
Total Equity	3,934.55	3,500.32
Liabilities		
Non-current liabilities		
Financial Liabilities		
Borrowings	607.87	693.72
Provisions	3.23	3.13
Deferred Tax Liabilities (Net)	8.26	12.76
Total Non current liabilities	619.36	709.61
Current liabilities		
Financial Liabilities		
Borrowings	2,817.35	2,628.38
Trade Payables		
-Total outstanding dues of micro enterprises and small enterprises	231.15	66.05
-Total outstanding dues of creditors other than micro enterprises and small enterprises	731.13	912.11
Other Financial Liabilities	88.35	101.43
Other Current Liabilities	470.64	541.21
Provisions	8.38	176.12
Current Tax Liabilities (Net)	343.31	213.12
Total current liabilities	4,690.31	4,638.42
Total liabilities	5,309.67	5,348.03
TOTAL EQUITY AND LIABILITIES	9,244.22	8,848.35

See accompanying notes to the financial results



BALAJI PHOSPHATES LIMITED
(Formerly known as Balaji Phosphates Private Limited)
Statement of Unaudited Consolidated Financial Result for the Half Year Ended September 30, 2024
CIN:U24123MP1996PLC067394

(Amounts in Lakhs)

Sr. No.	Particulars	Half Year Ended	Half Year Ended	Half Year Ended	Year Ended
		Sep 30, 2024	March 31, 2024	Sep 30, 2023	Mar 31, 2024
		Unaudited	Unaudited	Unaudited	Audited
I	INCOME				
	Revenue from Operations	6,244.06	5,536.28	9,618.34	15,154.63
	Other Income	191.70	6.04	7.35	13.39
	TOTAL INCOME	6,435.76	5,542.33	9,625.69	15,168.02
II	EXPENSES				
	a. Cost of Materials Consumed	3,519.26	4,638.89	6,131.24	10,770.14
	b. Purchase of Traded Goods		106.34	0.00	106.34
	c. Changes In Inventories of Finished goods and Work in Progress	693.16	-1,199.17	1,180.60	-18.56
	d. Employees benefits expenses	384.07	408.56	367.54	776.09
	e. Finance Cost	171.36	155.46	146.32	301.78
	f. Depreciation and amortization expenses	44.15	42.73	41.99	84.73
	g. Other Expenses	1049.82	1,264.63	1,046.28	2,310.91
	TOTAL EXPENSES	5,861.82	5,417.45	8,913.97	14,331.43
III	Profit / (Loss) before exceptional and extraordinary items and tax (I - II)	573.94	124.88	711.73	836.59
IV	Exceptional Items				
V	Profit/(Loss) before extraordinary items and tax (III - IV)	573.94	124.88	711.73	836.59
VI	Extraordinary items				
VII	PROFIT BEFORE TAX (V - VI)	573.94	124.88	711.73	836.59
VIII	TAX EXPENSE				
	a. Current Tax	144.24	28.59	209.15	237.74
	b. Deferred Tax	-4.51	8.35	-13.55	-5.19
	c. Excess/Short Provision of Earlier Year Tax	0.00	0.00	0.00	0.00
	TOTAL TAX EXPENSE	139.73	36.95	195.60	232.55
IX	PROFIT AFTER TAX (VII - VIII)	434.21	87.93	516.13	604.04
X	OTHER COMPREHENSIVE INCOME (NET OF TAX)				
	Items that will not be reclassified to profit or loss				
	a. Gain/(Loss) on remeasurement of defined benefit plans	0.01	-0.15	-0.15	-0.30
	b. Equity Instruments through OCI	0.00	0.00	0.00	0.00
	c. Income tax related to items that will not be reclassified to Profit and loss	0.00	0.04	0.04	0.07
	TOTAL OTHER COMPREHENSIVE INCOME (NET OF TAX)	0.01	(0.11)	(0.11)	(0.23)
XI	TOTAL COMPREHENSIVE INCOME FOR THE PERIOD (IX + X)	434.22	87.82	516.02	603.81
	Attributable to				
	Owners of the parent	434.22	87.78	516.01	603.79
	Non-controlling interests	0.01	0.01	0.01	0.02
XII	EQUITY				
	Equity Share Capital	1,783.71	1,783.71	1,783.71	1,783.71
	Other Equity	2,150.84	2,092.46	1,628.80	1,716.61
XIII	EARNING PER SHARE - BASIC AND DILUTED (Not Annualised)				
	i) Basic (Rs.)	2.43	0.49	2.89	3.39
	ii) Diluted (Rs.)	2.43	0.49	2.89	3.39
	(Face value of Re. 10 each)				



BALAJI PHOSPHATES LIMITED
(Formerly known as Balaji Phosphates Private Limited)
Statement of Unaudited Consolidated Cash Flow for the Half year ended September 30, 2024
CIN:U24123MP1996PLC067394

(Amounts in Lakhs)

Particulars	Half Year ended September 30, 2024 (Unaudited)	Year ended March 31, 2024 (Audited)
A. Cash flow from operating activities		
Net Profit before tax	573.95	836.59
<i>Adjustments to reconcile profit before tax to net cash flows:</i>		
Depreciation and amortisation	44.15	84.73
Interest Expenses	171.36	301.78
Net unrealised foreign exchange loss/ (gain)	-	2.72
Liabilities no longer required written back	(144.25)	2.37
Provision for gratuity	0.71	0.84
Provision for Expected Credit Losses	9.25	1.07
Operating profit before working capital changes	655.17	1230.10
Working capital adjustments:		
Decrease/ (Increase) in other financial assets	413.07	(643.79)
Decrease/ (Increase) in trade receivables	-924.95	(106.72)
Decrease/ (Increase) in other current assets	-138.15	518.66
Decrease/ (Increase) in other Non Current Assets	0.00	(37.80)
Decrease/ (Increase) in Inventories	249.61	1058.96
(Decrease)/ Increase in trade payables	128.36	(971.80)
(Decrease)/ Increase in Other financial liabilities	-13.08	32.58
(Decrease)/ Increase in other current liabilities	-70.56	(1354.69)
(Decrease)/ Increase in provisions	-168.33	161.59
Cash generated from operations	131.14	(112.91)
Net income tax paid	-14.05	(235.19)
Net cash generated from operating activities	117.09	-348.10
B. Cash flow from investing activities		
Purchase of property, plant and equipment	-43.95	(88.32)
Proceeds from sale of property, plant and equipment	-	0.86
Net cash used for investing activities	(43.95)	(87.46)
C. Cash flow from financing activities		
Increase/ (Decrease) in Borrowings	103.12	690.61
Interest paid	-171.36	-301.78
Net cash generated from financing activities	-68.24	388.83
Net increase/ (decrease) in cash or cash equivalents (A+B+C)	4.90	-46.73
Cash and cash equivalents at beginning of period / year	222.41	269.14
Cash and cash equivalents at end of period / year	227.31	222.41

See accompanying notes to the financial results

